



RB24V200

LITHIUM IRON PHOSPHATE BATTERY

ELECTRICAL SPECIFICATIONS

Nominal Voltage	25.6 V
Nominal Capacity	200 Ah
Capacity @ 25A	480 min
Energy	5120 Wh
Resistance	≤35 mΩ @ 50% SOC
Efficiency	99%
Self Discharge	<3% per Month
Maximum Modules in Series	1 (Single Use)

DISCHARGE SPECIFICATIONS

Maximum Continuous Discharge Current	200 A
Peak Discharge Current	250 A (≤5 s)
BMS Discharge Current Cut-Off	600 A ±60 A (6 ±3 ms)
Recommended Low Voltage Disconnect	22 V
BMS Discharge Voltage Cut-Off	20 V (2.5 ±0.1 vpc) (100 ±50 ms)
Reconnect Voltage	16 V (2.0 ±0.1 vpc)
Short Circuit Protection	200-600 μs

TEMPERATURE SPECIFICATIONS

Discharge Temperature	-4 to 140 °F (-20 to 60 °C)
Charge Temperature	-4 to 113 °F (-20 to 45 °C)
Storage Temperature	23 to 95 °F (-5 to 35 °C)
BMS High Temperature Cut-Off	149 °F (65 °C)
Reconnect Temperature	122 °F (50 °C)

*Refer to charge currents below 32°F (0°C)

DIMENSIONAL SPECIFICATIONS

MECHANICAL SPECIFICATIONS

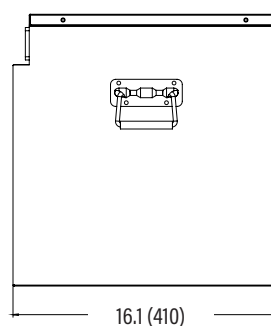
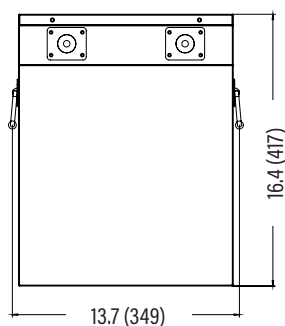
Dimensions (L x W x H)	16.1 x 13.7 x 16.4" 410 x 349 x 417 mm
Weight	110.2 lbs (50 kg)
Terminal Type	M10
Terminal Torque	110 - 125 in-lbs (12.2 - 14 N-m)
Case Material	Steel Case
Enclosure Protection	IP56
Cell Type - Chemistry	Cylindrical - LiFePO ₄

CHARGE SPECIFICATIONS

Recommended Charge Current	10 A - 100 A
Maximum Charge Current	200 A
Charge Current 14 to 32 °F (-10 to 0 °C)	≤0.1 C
Charge Current -4 to 14 °F (-20 to -10 °C)	≤0.05 C
Recommended Charge Voltage	28.4 V - 29.2 V
BMS Charge Voltage Cut-Off	30.4 V (3.8 ±0.05 vpc) (1 ±0.05 s)
Reconnect Voltage	31.2 V (3.6 ±0.05 vpc)
Balancing Voltage	28.8 V (3.6 ±0.025 vpc)

COMPLIANCE SPECIFICATIONS

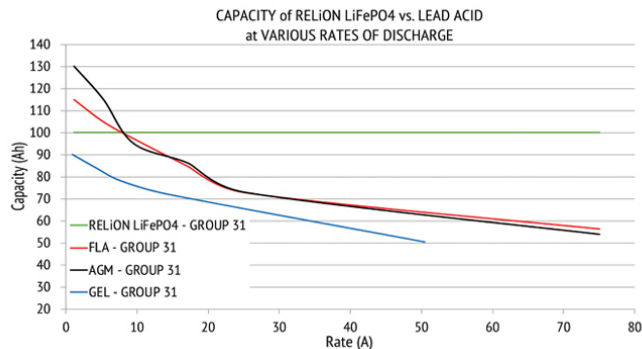
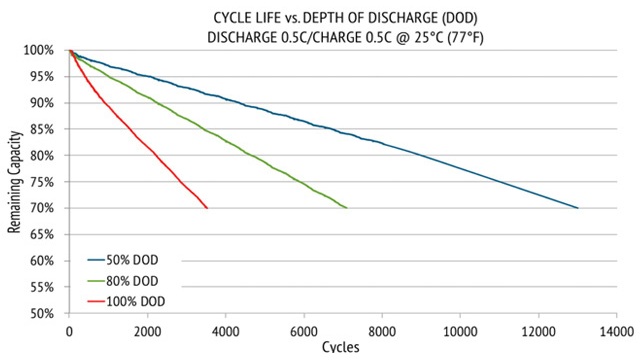
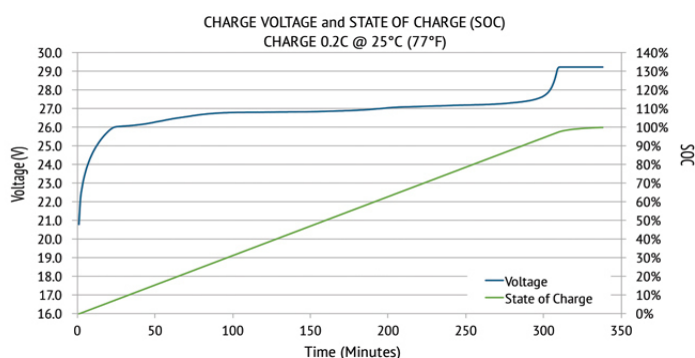
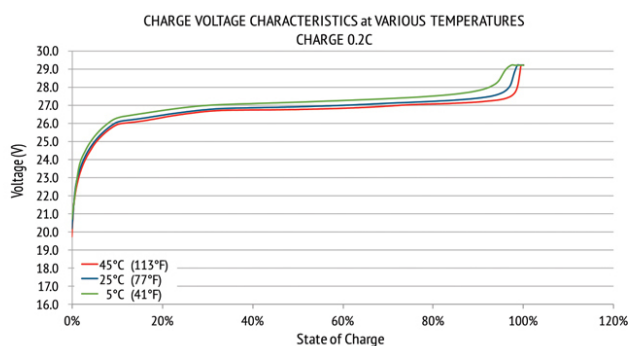
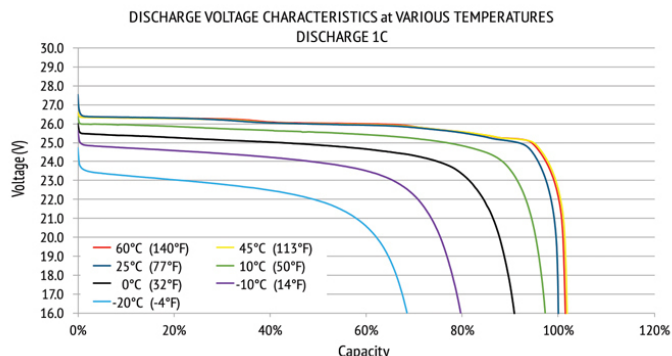
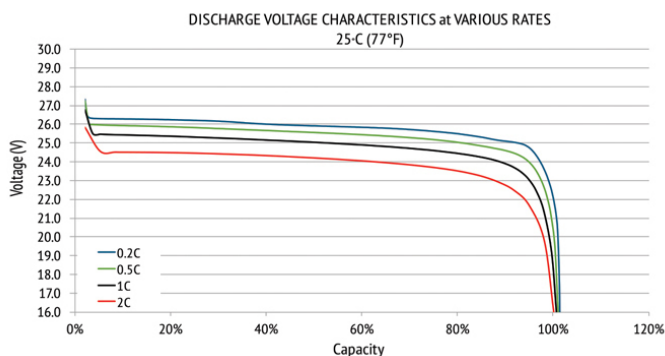
Certifications	CE (battery) UL1642 & IEC62133 (cells)
Shipping Classification	UN 3480, CLASS 9





RB24V200

PERFORMANCE CHARACTERISTICS



Canada: 1-888-271-8888

United States: 1-844-370-0258

Panama: +507-292-4776

sales@magnacharge.com

